

RECYCLING STORY

Read the story and do the following activities.

This is disgusting!

Oh, no! Too much rubbish!

1

In this dustbin we can put newspapers, wrapping paper and used paper.

If we recycle paper, fewer trees will be cut down.

2

Come on! Let's search for some plastic bottles. I'm sure we'll find plenty!

In this dustbin we can only throw plastic.

3

Great idea!

I know! Let's clean up! We will put paper in the yellow dustbin, bottles in the green dustbin and plastic in the blue dustbin.

4

In this dustbin we can put glass bottles or jars.

Be careful not to cut yourself!

5

I'm tired! But look! There is a lot of rubbish here and now we can recycle it. I love cleaning my planet!

Me too!

6

Activities for the story

Scenes 1 and 2: colour the rubbish. Colour the paper yellow, the plastic bottles blue and the glass bottles green.
Scene 3: draw paper in the container.

Scene 4: draw glass bottles in the container.
Scene 5: draw plastic bottles everywhere
Scene 6: label the bins.

Easter Crossword

basket

lamb

Easter egg

chocolate

bunny


daffodil

dove

chick

Grid letters: B, K, S, R, G, N, D, F, T, C, K, B

Easter Word Search

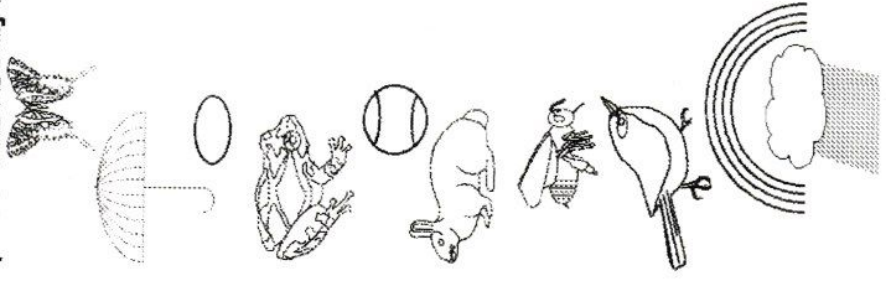


w b s i n i
 t u k u u n d i h d
 l a i n n i z r u n h m y
 o s b b a r t i o o s y a
 g e d e n t a s u n c a n p l s
 e c c b v h g a n p g l h
 v i g p e i f

- eggs
- bunny
- rabbit
- chick
- spring
- April
- Sunday
- basket
- hunt
- candy
- vacation
- lamb
- gift
- sun
- duckling
- holiday

Draw a line from each picture to the matching word.

Name _____

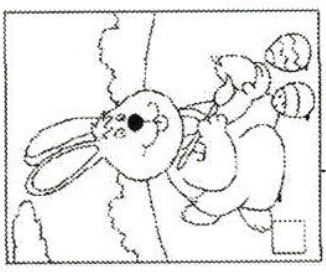

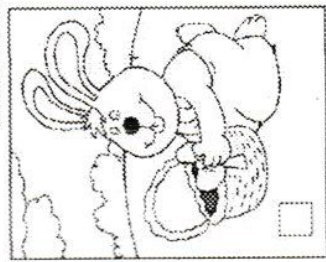


- egg
- butterfly
- umbrella
- baseball
- frog
- bee
- rabbit
- bird
- rain
- rainbow

Where Are You Going, Mr. Bunny?


◆ Read the story, look at the pictures and order them.

Mr. Bunny, Mr. Bunny, stop, stop, stop!
 "No" says Mr. Bunny, I hop, hop, hop.
 Easter is coming, and there is lots to do.
 I'll colour the eggs green, pink and blue.
 I'll tie the basket with a pretty bow.
 Children are waiting for me I go, go, go!"




◆ Read and colour.

- one = red
- two = green
- three = purple
- four = yellow
- five = orange
- six = pink
- seven = blue
- eight = violet
- nine = light blue
- ten = brown



How many flowers can you see?

How many eggs there are in the basket?



- 1 = forest green
- 2 = green
- 3 = hot pink
- 4 = aqua
- 5 = blue
- 6 = light purple
- 7 = purple
- 8 = yellow
- 9 = red
- 10 = pink
- 11 = tan

www.ColorByNumberPages.com

ALPHABETISE THE SPRING WORD



umbrella

spring

daffodils

puddles

April

bloom

showers

March

tulips

birds

flowers

thunderstorms

.....

.....

.....

.....

.....

.....

.....

.....

.....

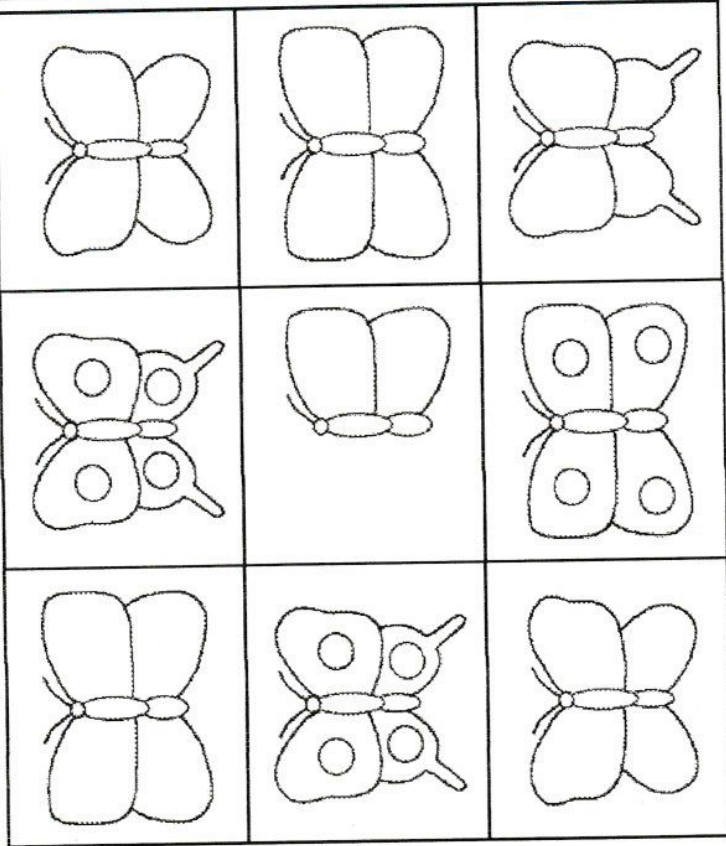
.....

.....

.....



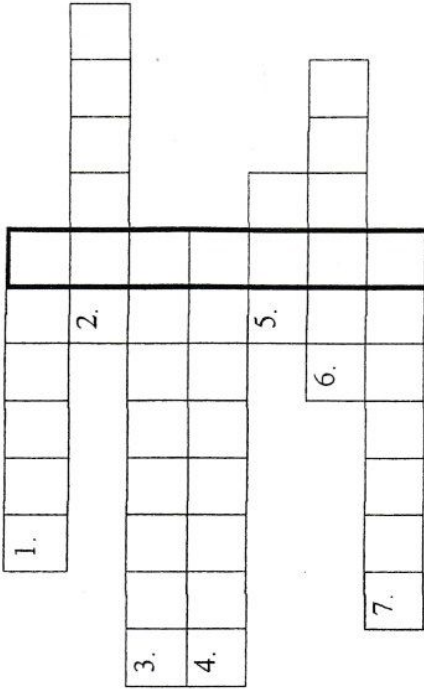

Follow the instructions below.

Name _____



1. Finish drawing the butterfly in the center square; color it green.
2. Color the butterfly in the top right square pink.
3. Color the butterfly in the top left square yellow.
4. Color the butterfly in the bottom right square gray.
5. Color the butterfly in the bottom left square orange.
6. Color the butterfly in the top middle square blue with gray spots.
7. Color the butterfly in the center left square brown with red spots.
8. Color the butterfly in the center right square purple.
9. Color the butterfly in the center bottom red with blue spots.
10. Draw a red circle around the gray butterfly.

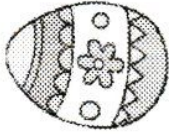
Do the crossword. Solve the password.



Word bank: can, paper, chimney, bottle, plastic, earth, glass.

DRAW A FLOWER. LABEL THE PARTS OF A FLOWER.

Word bank:
stem, roots,
flower,
leaves,
petal.



Easter Word Search

q	r	x	l	i	d	o	f	f	a	d	e
a	g	y	t	e	n	n	o	b	g	g	u
h	n	n	s	c	j	v	s	e	g	e	g
k	i	n	t	e	t	r	t	b	x	c	t
r	r	u	z	b	e	a	r	b	s	j	v
o	p	b	o	w	l	c	e	r	c	q	p
u	s	b	o	o	t	h	t	k	u	h	a
h	r	l	c	w	e	i	s	t	h	h	r
d	f	o	f	l	k	c	a	l	t	w	a
b	h	r	n	m	s	k	e	v	n	o	d
c	y	x	f	i	a	s	y	u	u	t	e
j	n	g	e	b	b	q	o	c	h	p	y

basket

bonnet

bunny

chicks

chocolate

daffodil

easter

egg

flowers

hunt


parade

spring

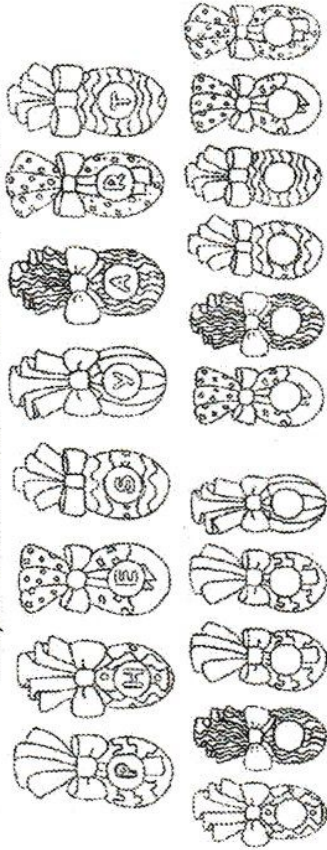


IT'S EASTER TIME!

How many Easter eggs can you see in the picture?
I can see.....



Can you understand the Easter Bunny's message?



www.lamaestrachiana.com


<http://www.lamaestrachiana.com>

Copyright First Look Books, Inc.



APRIL
EARTH DAY
GREEN
LANDFILL
PLANET
RECYCLE
REDUCE
REUSE
TREES
WATER

EARTH DAY




Earth Day, which was established in 1970 in the US, is celebrated on 22nd April each year. It is a day to think about our planet and what we can do to keep it special; to think about saving water and energy, reducing pollution, recycling, protecting our animals, trees and plants, and generally getting kids interested in protecting their environment.

30



On board



INSIDE:



SPRING



EASTER



EARTH DAY